




Section 1 – Teacher Lesson Plans

Note that all instructions for the various melodic and rhythmic practice activities found in these lesson plans (shown in bold print) can be found in Teacher Information Section 1.

Lesson One

Written Activity (page 1)

This segment introduces the concepts of **beat** and **rhythm**.

The   and  are also introduced along with the relevant **rhythm names**.

Suitable Canon

- "One May Begin"

Suitable Game

- "Categories"

Rhythmic Preparation Activity

- Learn the song "Dinah" (preparation for  Lesson Eight).

Melodic Preparation Activity

- Learn the song "Hot Cross Buns" (preparation for pitch, Lesson Two).

Rhythmic Practice Activity

- **Echo clapping** using   and 

Suitable Aural Activities

- Which Rhythm Do You Hear? Exercise 1, page 60.
- Rhythmic Dictations, Exercise 1, page 66.

Listening

- As preparation for Listening Excerpt 1 (page 74), play recording of "Young Person's Guide to the Orchestra" by Benjamin Britten as background music as students enter or leave classroom.

Lesson Five

Written Activity (page 5)

This segment introduces the concepts of the **interval**, a **step**, **staff notation** and **stick notation**.

Suitable Canons

- "Coffee"
- "One May Begin"



Suitable Game

- "Long Legged Sailor"

Rhythmic Preparation Activity

- Sing all known songs with body percussion patterns emphasising strong and weak beats (preparation for conducting, Lesson Six).

Rhythmic Practice Activity

- **Question and Answer** using  and  (Preparation for Creative Assignment 1, page 82).

Melodic Practice Activity

- **Solfa knockout** using "do", "re" and "mi".
- **Sightreading – step ladder** using "do", "re" and "mi". (Encourage musical singing).

Suitable Aural Activities

- Missing Bars (rhythm) Exercise 1, page 65.
- Melodic Dictations (staff), Exercise 1, page 70.

Creative Assignment 1 (page 82)

- This Assignment can be set now.